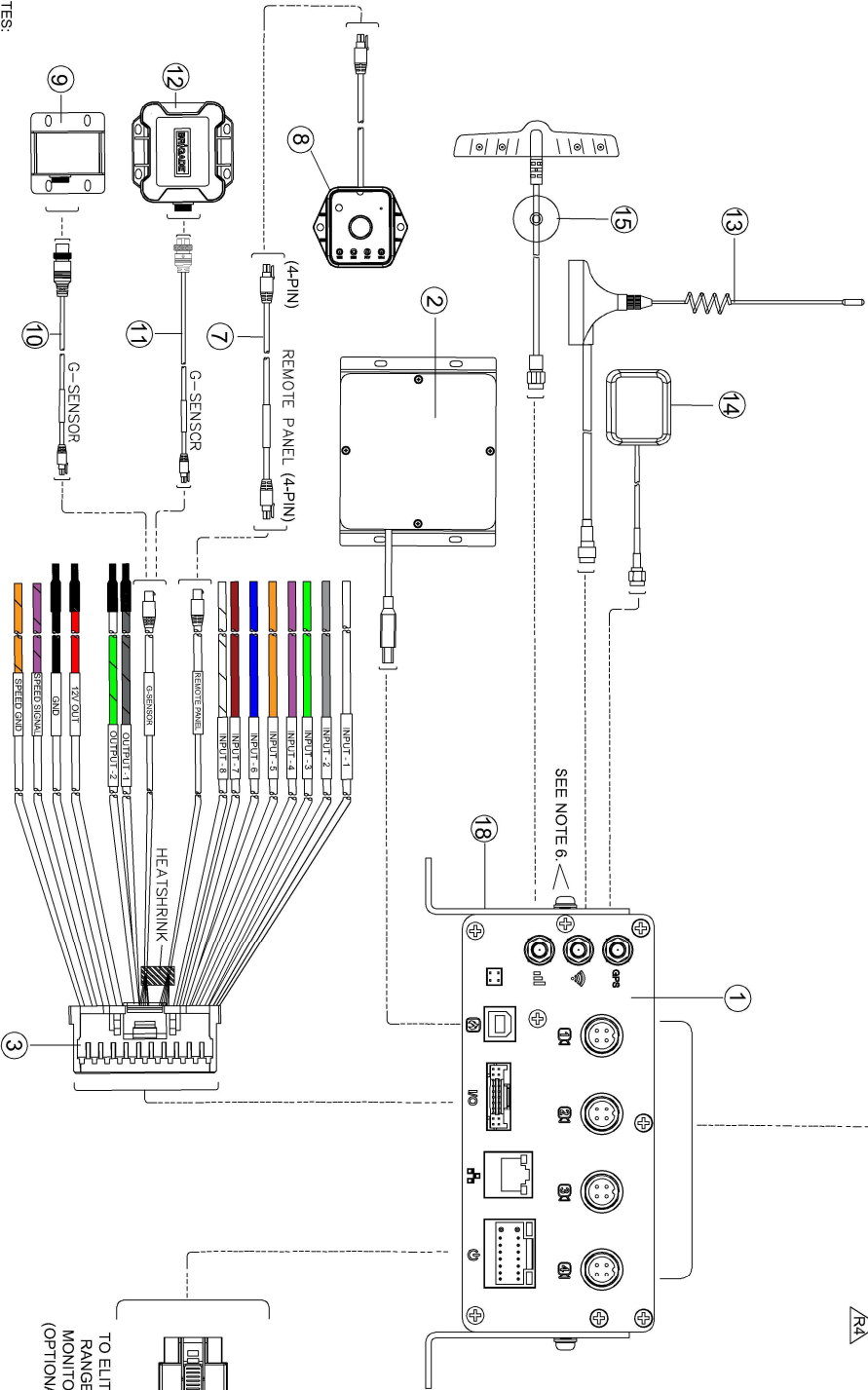
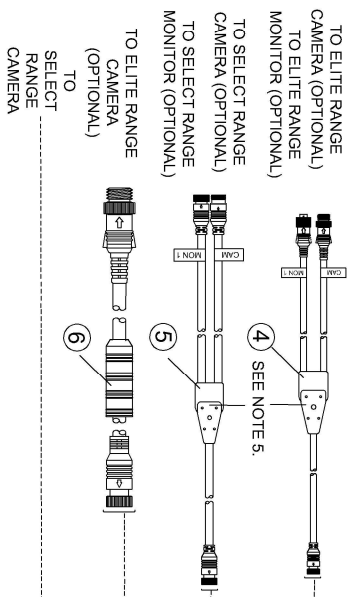
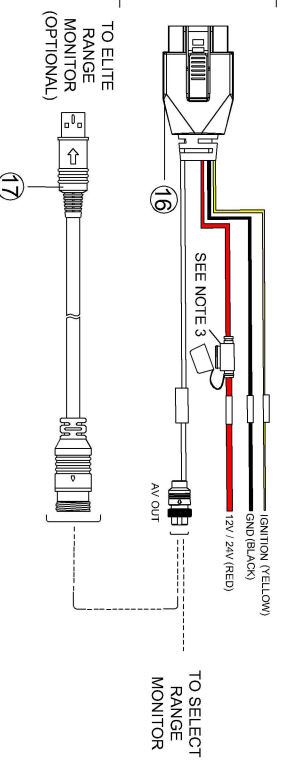


Revision Notes			
R1 - UPDATED POWER CABLE CONNECTOR AND WI-FI MODEL NUMBER. RELEASED VIA P1012 4G WIFI RELEASE.			
AP A: -	Drawn: PILLAY	Checked: BEAZLEY	Approved: D WALLIN Date: 30/10/2017
R2 - REMOVE UPS FROM THE DRAWING, MAKING THE DRAWING NAME BECOME GENERIC.	AP A: -	Drawn: ZHANG	Checked: PILLAY Approved: B JOHN Date: 18/09/2018
R3 - UPDATE REMOTE BUTTON AND STATUS PANEL AS PER P1325	AP A: -	Drawn: ZHANG	Checked: J TYRRELL Approved: PILLAY Date: 11/03/2020
R4 - UPDATE MDR MODEL NUMBER, DESCRIPTION AND GPS ANTENNA AS PER P1405.	AP A: -	Drawn: ZHANG	Checked: A KEBEDE Approved: S LAYNER Date: 13/10/2020



ITEM	MODEL NUMBER	DESCRIPTION
1	MDR-504 VARIANTS	MDR-500 4G(OPTIONAL) & WIFI (OPTIONAL), 4 CAMERA, OPTIONAL CMR/SMR/SSD, VARIOUS SD CARD (GEN2)
2	MDR-FPB-02	FIREPROOF BOX WITH 32GB SD CARD (OPTIONAL)
3	MDR-IO-01	MDR INPUT / OUTPUT CABLE
4	AC-307	ADAPTER CABLE (OPTIONAL) ELITE SPLITTER
5	AC-306	ADAPTER CABLE (OPTIONAL) SELECT SPLITTER
6	AC-014	ADAPTER CABLE (OPTIONAL) SELECT SERIES CAMERA TO AN ELITE SERIES CAMERA
7	MDR-04RPC	MDR PANIC BUTTON AND STATUS PANEL - 4M CABLE (OPTIONAL)
8	MDR-RP-02	MDR PANIC BUTTON AND STATUS PANEL (OPTIONAL)
9	MDR-400-GS01	EXTERNAL G-SENSOR (OPTIONAL)
10	MDR-03GSC	3M CABLE FOR FIRST GENERATION EXTERNAL G-SENSOR (OPTIONAL)
11	MDR-02GSC-02	2M CABLE FOR SECOND GENERATION EXTERNAL G-SENSOR (OPTIONAL)
12	MDR-GS-02	SECOND GENERATION EXTERNAL G-SENSOR (OPTIONAL)
13	MDR-Ant-WiFi-01	MDR WIFI ANTENNA (DEPENDING ON MODEL)
14	MDR-Ant-GPS-02	SECOND GENERATION MDR GPS ANTENNA
15	MDR-Ant-MOB-01	MDR 3G/4G ANTENNA (DEPENDING ON MODEL)
16	MDR-PWR-01	MDR POWER CABLE
17	AC-020	ADAPTER CABLE (OPTIONAL) ELITE SERIES MONITOR TO SELECT SERIES CABLE OR CAMERA BRACKET
18	MDR-BKT-01	BRACKET



- NOTES:
- FOR COMPONENT DETAIL, REFER TO INDIVIDUAL COMPONENT DRAWINGS.
 - PLEASE REFER TO INSTALLATION GUIDE FOR CORRECT SETUP, CONFIGURATION AND INSTALLATION.
 - A 7.5 A FUSE (INCLUDED) SHOULD BE USED FOR 24V AND A 15A FUSE (INCLUDED) USED FOR 12V.
 - ANY CUSTOMER MODIFICATION OF THIS PRODUCT CAUSING SUBSEQUENT FAILURE IS NOT A LIABILITY OF BRIGADE ELECTRONICS GROUP PLC.
 - AC-306 AND AC-307 ARE REQUIRED PER CAMERA IN ORDER TO BE VIEWED AND RECORDED SIMULTANEOUSLY.
 - MOBILE NETWORK AND WI-FI CAPABILITIES DEPEND ON MODEL AND AVAILABILITY.

PROPRIETARY NOTICE
 THIS DESIGN AND TECHNICAL INFORMATION APPEARING ON THIS DRAWING IS THE PROPERTY OF BRIGADE ELECTRONICS AND IS DISCLOSED IN CONFIDENCE. IT IS NOT TO BE COPIED, REPRODUCED, REVEALED TO OR EXPROPRIATED BY OTHERS, EITHER IN WHOLE OR IN PART WITHOUT THE EXPRESS WRITTEN CONSENT OF BRIGADE ELECTRONICS.

BRIGADE
 www.brigade-electronics.com

Angle of Projection	Third Angle
Assembly Pt Approval	Approved by B. JOHN
Units	mm
Scale	N/A
Status RELEASED	Released 11/04/17
Part No	N/A
Checked by S. LAYNER	Drawn by L. PILLAY
Released	Assembly Ref
GENERIC MDR-504	